

# PUTTING POWER AT YOUR FINGERTIP

SIGNAGE | CABINETS | CANS

**UL**® **US** E469421  
E209062

**SMALLER SIZE  
FOR EASIER INSTALL**

**20 AMP / 2HP  
@ 120-277 VAC**



UL 61058-1 (SWITCH) & UL 879 (SIGN ACCESSORIES)

12" LEAD WIRES (14 AWG, 600V, 105°C)

20 AMP / 2HP @ 120-277 VAC


ON / OFF FACEPLATE

FITS 1/2" PANEL OPENING

INTERNAL TOGGLE SEAL

SILICONE BOOT

## EXAMPLE APPLICATION



**ASK ABOUT OUR  
SWITCH SAFETY  
LOCKING PLATE**



**PART #38146  
CATALOG #SWSLP**

**NOTE\* PER UL48, 20 AMP VAC RATED SWITCHES ARE LIMITED  
TO A TOTAL TRANSFORMER LOAD OF 10 AMPS.**

DESCRIPTION	FRANCE PART #	WESTRIM CATALOG #	PACKAGING
SIGN SWITCH W/BOOT, 20 AMP (25)	38057-01	SW20A2HP	25 PER BOX / 20 BOXES PER CASE

**ASK YOUR DISTRIBUTOR OR OUR REPRESENTATIVE FOR MORE INFORMATION**



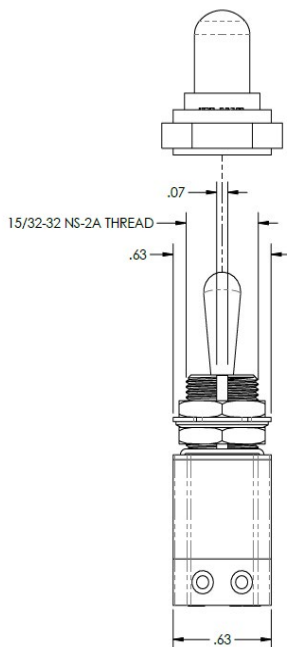
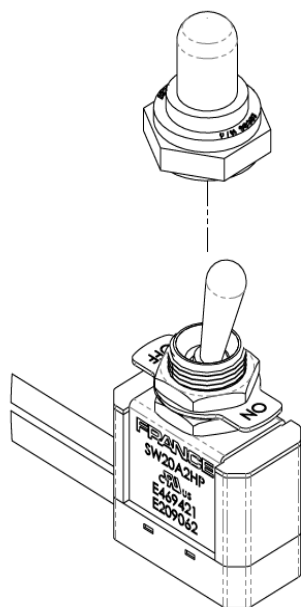
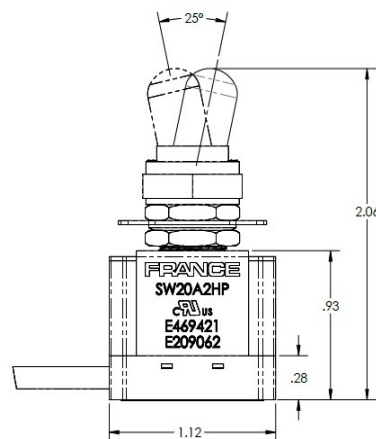
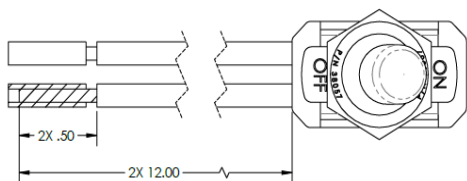
SFEG.com/FRANCE  
2268 Fairview Blvd.  
Fairview, TN 37062  
sales@sfeg.com  
800.793.4793

Central U.S. & Eastern U.S. Representative  
**KOR**  
VISUAL GROUP  
building significant brands  
Kor Visual Group  
**SCOTT CUTCHER**  
scutcher@korvisualgroup.com  
615.815.4128


## INSTALLATION INSTRUCTIONS

1. Drill or punch 1/2" hole through mounting surface. De-burr.
2. Remove one nut and "on / off" plate, leaving one nut and lock-washer on switch.
3. With switch in mounting hole, check that barrel extends 3 to 4 threads beyond face of mounting surface.
4. Adjust nut still on switch to obtain this distance.
5. Place switch in mounting hole.
6. Use a wrench to hold rear nut while tightening the nut on the front.
7. For dry locations, slide "on / off" plate over barrel, followed by nut, and tighten.
8. For wet / damp locations, slip boot over toggle and tighten to mounting surface.
9. For "on / off" indication when using boot, use decals provided.

**cUL<sup>®</sup> US**  
E469421  
E209062



### PRODUCT COMPARISON



**NEW SMALLER FOOTPRINT**

## PRODUCT SPECIFICATIONS

Contact SFE Customer Service at 800.793.4793

2268 Fairview Blvd., Fairview, TN 37062